



BACKDROPS

I HAVE A SELECTION OF SOLID COLOURED BACKDROPS, TEXTURED BACKDROPS AND TABLE LINNENS THAT CAN BE USED FOR THIS SHOOT. THERE ARE DIFFERENT POSSIBILITIES:


- **SOLID COLOURED BACKDROPS (LOOK AT BLUEBERRY DREAMS & VAN DE STREEK). THE COLOURS WILL BE SHOWN IN THE NEXT SLIDE.**
- **STONE/TEXTURED BACKDROPS (LOOK AT PROJECT JOOST GIJZEL & CUCUMIS)**
- **TABLE LINNEN (LOOK AT PROJECT VROEG)**

IF YOU PREFER A STONE BACKDROP OR LINNENS, PLEASE NOTE THAT THESE ARE ONLY AVAILABLE IN NATURAL COLOURS.


YOU CAN EITHER CHOOSE:

- **A 'WARM' TINTED STONE BACKDROP OR LINNENS (THINK OF LIGHT ORANGE, YELLOW OR PINK TONES)**
- **A 'COOL' TINTED STONE BACKDROP OR LINNENS (THINK OF LIGHT BLUE, GREY OR MARBLE).**

BACKDROPS SOLID (1/2)




AQUA



BLUE



MARMELADE



DUNE



YELLOW




PINK

BACKDROPS SOLID (2/2)



CHERRY



GREEN



**FORREST
GREEN**



PEACH



BUTTER




MATCHA

PHOTOGRAPHY

IMAGE 1 = CLEAN IMAGE ON CHOSEN COLOUR BACKDROP



IMAGE 2 = IMAGE WITH MORE STYLING / PROPS / INGREDIENTS / MACRO



LIGHTING

SUNNY, HARSH LIGHT



DIFFUSED LIGHT





LET'S WORK TOGETHER